

600080

&\$&(

1

www.sse.com.cn

2

3

4  
81, 4

2024

2024  
, 2025 4 25

5

68, 896, 722. 55  
2024

10%

6, 889, 672. 26  
563, 436, 934. 21


, 2024

501, 429, 883. 92



2020 -2024

%



2020 -2024

%





3

3.1 3

2024

2023

(%)

2022

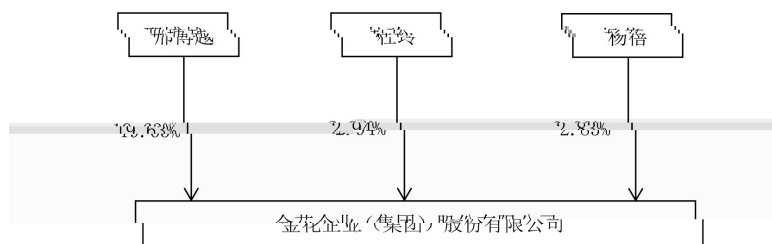
%



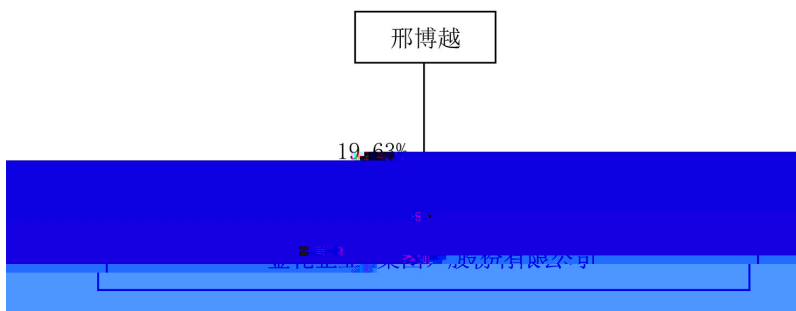


			2024	11	21		
						"	2024-050"

4.2



4.3



4.4

1

2